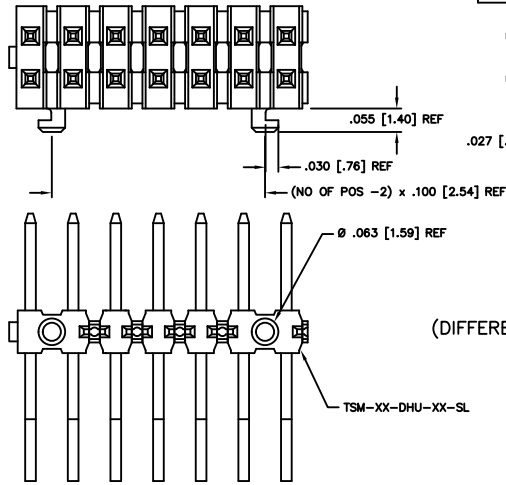
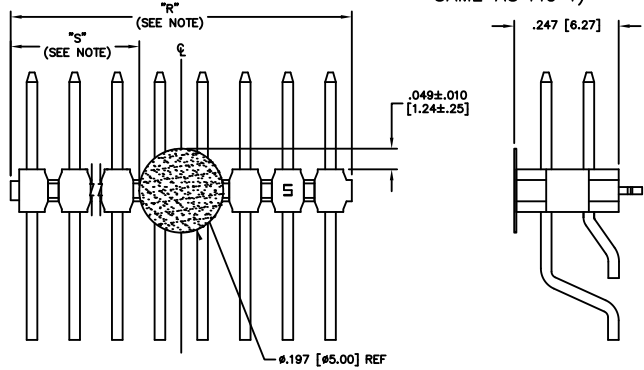


REV CT

NOTE: "R" = USED MEASURED DIMENSION (REF)  
 "S" =  $\{ ("R" - .1969 [5.000]) / 2 \} \pm .020 [51]$

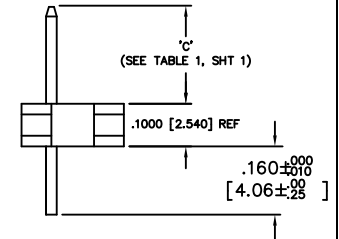
**FIG 5**  
 -K: POLYIMIDE FILM  
 (DIFFERENT AS SHOWN, OTHERWISE SAME AS FIG 1)



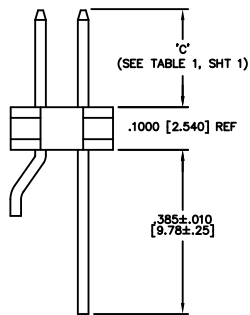
**FIG 6**  
 -SL: SOLDER LOCK  
 (DIFFERENT AS SHOWN, OTHERWISE SAME AS FIG 1)

TSM-XX-DHU-XX-SL

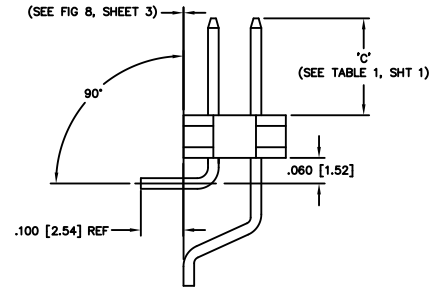
DIMENSIONS ARE IN INCHES		UNLESS OTHERWISE NOTED		TOLERANCES ARE		TITLE:	DWG NO:
ONE PLACE DECIMALS ± .1 [3]	TWO PLACE DECIMALS ± .01 [3]	THREE PLACE DECIMALS ± .005 [13]	FOUR PLACE DECIMALS ± .0020 [65]	ANGLES ± 2°		TERMINAL STRIP DOUBLE SURFACE MOUNT	TSM-1XX-XX-XXX-XX-XX-XXX-XX SHEET 2 OF 3



IN-PROCESS 1



IN-PROCESS 2



**FIG 4**  
 -MT: MIXED TECHNOLOGY  
 (DIFFERENT AS SHOWN,  
 OTHERWISE SAME AS FIG 1)

• PROPRIETARY NOTE •  
 ALL RIGHTS RESERVED  
 SAMTEC CORPORATION  
 520 PARK EAST BLVD. NEW ALBANY, INDIANA 47150  
 PHONE (812) 944-8733 P.O. BOX 1147  
 CODE 95322

MISC\MKTG  
 TSM-1XX-XX-XXX-XX-XX-XXX-XX-MKT2

**samtec**

520 PARK EAST BLVD. NEW ALBANY, INDIANA 47150  
 PHONE (812) 944-8733 P.O. BOX 1147  
 CODE 95322

MADE BY: BRATCHER 7-27-95 TSM-1XX-XX-XXX-XX-XX-XXX-XX  
 SHEET 2 OF 3